

**2016**

**2017008**

**2017 03**

)

(

**10**

**1.00**

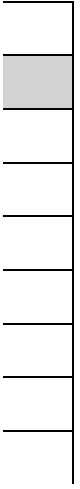
**320100000**

**0**





\_\_\_\_\_



	913401007139651607
	2015 3 6
	185,316,118 57.89%

/

0.340

0.290

	29,282.14	36,159.41	218,679.96	
		-372,599.37		
	1,783,033.89	-84,981.96	584,678.49	
	108,412.85	-2.66		
	5,416,310.40	-254,943.20	1,754,035.47	--

1

1

1







2016

				2016		102,581
		6.9%		7.5%		
	16.69		8.1%	2015	2016	
	2016		2011-2014		2016	
		15.73		22.5%	2016	
		2013	13.06		2016	
	10					
	2016		4,603.6	4%	2	
2016		8,499.7		37.7%	38.2	
2016		5,035.5		49.4%	48.7	
2016	12		2,401.4	9	25.4	
						2016
		134		11,055.4235		11,480,577.29
	1,148		71		6,340.33	
8,534,529.306		853				

853

2,708 / 2011 31.53% 2016 1 / 30% 2016 1 10

2016 2 10

2015

2015

2 2015 2016

1.2 2016 1 12,897

50%

11.66%

1,500 9,391 / 2016 11.66%

150 23,833

11,102 / 30.42% 2016 2016 55%

18,042 60% 140%

7,520 / 8,088 / 1,000 /

25% 2015 402 /

3

38 2015 11 40.7%

179.8 12.5% 39.6 70%

2016 2016 3,273.8 /

124.3%

2016 16,786 18% 2013

2 2014 2016 3 2016 12 31

8,475 21 2016 1 12

7.2

2016 2

4,153 46.95 2016

11 63.4

2016

152.3 24.5 ,



2 2016

产品	项目名称	数量	累计推盘	库存	累计销售
(万㎡)	(万㎡)				(万㎡)
0.00	25.50	1	合肥琥珀名城(和园)	住宅	25.50
0.00	1.53			商业	1.62

3

1		500,000	303,800	5.3%-5.8%	
		500,000	303,800		

1

2

1

	2016		2015		

---

	2,626,748,505.32	100%	1,881,123,498.95	100%	39.64%
--	------------------	------	------------------	------	--------

2016

4

5

		2016		2015		
		2,162,676,937.80	100.00%	1,367,197,328.58	97.64%	58.18%

6

7

8

	63,211,242.10
	2.41%
	0.00%

5

1		40,000,003.00	1.53%
2		12,860,000.00	0.49%
3		3,562,339.00	0.14%
4		3,407,285.10	0.13%
5		3,381,615.00	0.13%



	--	63,211,242.10	2.41%
--	----	---------------	-------

		584,052,826.42	
			58.59%
			0.00%

5

1		153,467,728.50	15.39%
2		126,369,810.02	12.68%
3		124,639,594.33	12.50%
4		95,836,911.64	9.61%
5		83,738,781.93	8.40%
	--	584,052,826.42	58.59%

3

	2016	2015		
	63,473,411.11	39,986,638.53	58.74%	
	50,101,506.39	55,914,875.72	-10.40%	
	49,763,529.31	83,591,047.51	-40.47%	

---

	4,779,984,821.06	2,051,719,813.86	132.97%
	-376,942,313.46	484,129,347.13	-177.86%
	8,056,913.00	95,729,116.29	-

	4,333,257,328.93	44.30%	5,479,290,074.39	81.81%	-37.51%	
	65,247,713.71	0.67%	67,298,820.96	1.00%	-0.33%	
	150,000,000.00	1.53%			1.53%	
	2,173,000,000.00	22.22%	1,530,000,000.00	22.84%	-0.62%	

2

3

	54,361,979.10	
	1,203,361,773.06	
	1,257,723,752.16	

1

2

3

4

5



1						10,000
		100%				
				2016 12 31		
68,637.16			39,462.36	2016 1 12		68,785.17
6,581.25						
2						8,000
		80%				
				2016 12 31		
					54,305.96	6,388.72
	2016 1 12			0.00	-487.96	
3						6,000
		100%				
				2016 12 31		
					128,351.65	10,455.19
	2016 1 12			14,690.43	3,293.44	
4						6,000
		100%				
				2016 12 31		
					64,779.12	0



3					
2014	2 20	2013		2013	2013 12 31
	320,100,000		10	1.00	
2015	4 29	2014		2014	2014 12 31
	320,100,000		10	1.00	
2016	4 29	2015		2015	2015 12 31
	320,100,000		10	0.50	

2016	32,010,000.00	108,759,367.48	29.43%	0.00	0.00%
2015	16,005,000.00	91,519,553.63	17.49%	0.00	0.00%
2014	32,010,000.00	172,629,880.21	18.54%	0.00	0.00%

10	0
10	1.00
10	0

	20

		2016		64,900,647.76	
	108,759,367.48		544,605,486.12	2016	
6,490,064.78		6,490,064.78	2016	2015	16,005,000.00
	580,521,004.32	2016	12 31	320,100,000	



[2016]22

2016 5 1

1

2

3

4

5

2016 7 11

,

2016 7 28

2016

100,000

2

3

2

1

	2016 04 29	50,000	2016 05 11	8,000		48		
	2016 04 29	50,000	2016 11 30	12,000		48		
B1		150,000		B2		20,000		
B3		150,000		B4		20,000		
		150,000				20,000		

---

A1+B1+C1		A2+B2+C2	



**1**

2

	2,520,000	2,520,000	0	0		2016 1 29
	21,202	21,202	0	0		







		808,900	808,900
		800,000	800,000
1		767,458	767,458
		760,000	760,000
10 10	10		
10	4		

10

10

10

10

2

œ ( )



5

	2015 3 6		
185,316,118		57.89%	
2015 12 24	2016 3 1		
2015047			2016008
	2016 3 21		5%
			2016 3 18





					09 22	09 22					
					2015 40 09 22	2018 09 22	66,446				66,446
					2015 42 09 22	2018 09 22	24,000				24,000
					2015 46 09 22	2018 09 22			9,482		28,446
					2016 48 05 24	2018 09 22	0				



1966

1976

1954

2002 3

1962

30

2013 12

1964

MBA

2009 4

80

1964

2004

43 40

2011 11

1960

1958

1972

1998

1965

1976

1970

1974

1968

É:K



---

			40		40.6	
--	--	--	----	--	------	--

	136
	62
	198

2

1

2

3

3

1

2

3

4

5

4

1

2

3

2015 9 1

2015 9 22

2015

4

2015 9 1

2015 9 22

2015

5

6

[www.cninfo.com.cn](http://www.cninfo.com.cn)

7



---

					www.cninfo.com. cn
--	--	--	--	--	-----------------------

2

1


3

2016 3 21 4 20 8 23 10 26

2016

2015

4

2016 4 20 5 24 6 24 9 20 11 26

2015

E1601

E1603

[2016]5

[2016]6

S1510

S1511

E1604

FD16-5

FD16-6

FD16-7

E1606

BH2016-09

BH2016-10

BB-5-1

2014-16

2015-2

FD16-12











1

	1,724,880,696.67	1,079,179,570.53
	3,237,570,898.36	23,744,783.15
	110,909,729.30	35,837,291.71
	4,333,257,328.93	5,479,290,074.39
	300,339,104.87	
	9,706,957,758.13	6,618,051,719.78

	65,247,713.71	67,298,820.96
		38,333.23
	1,344,587.74	1,344,587.74
	7,035,787.71	10,628,480.90
	73,628,089.16	79,310,222.83
	9,780,585,847.29	6,697,361,942.61
	150,000,000.00	
	700,550,418.80	674,646,618.14
	3,877,188,162.96	2,208,310,948.16
	6,225,528.24	5,210,461.41
	171,222,739.01	7,041,811.35
	5,316,399.83	2,674,361.04



	753,786,378.44	674,012,140.52
	1,642,464,267.48	1,549,709,900.00
	91,292,280.40	99,522,271.62
	1,733,756,547.88	1,649,232,171.62
	9,780,585,847.29	6,697,361,942.61

2

	389,452,282.32	562,763,318.39



		38,333.23

---

	1,940,000,000.00	880,000,000.00
	4,292,122,247.36	



2.		
1.		
2.		
3.		
4.		
5.		
6.		
	100,529,376.26	87,824,196.87
	108,759,367.48	91,519,553.63
	-8,229,991.22	-3,695,356.76
	0.340	0.290
	0.340	0.290

## 4

	928,977,246.26	1,497,253,072.43
	676,766,019.17	1,100,548,078.98
	58,551,362.08	142,024,837.81
	24,643,460.78	17,511,419.84
	34,813,833.34	37,285,532.61



|

|

	375,950,658.40	259,167,088.80
	228,077,828.10	92,027,714.19
	4,779,984,821.06	2,051,719,813.86
	-376,942,313.46	484,129,347.13
		52,170,699.73
	8,056,913.00	43,558,416.56
	8,056,913.00	95,729,116.29
	762,173.43	1,525,106.00
		8,470,000.00
		22,272,000.00
	762,173.43	32,267,106.00
	7,294,739.57	63,462,010.29
		53,850,000.00
		53,850,000.00
	2,690,000,000.00	939,200,000.00

	748,750,000.00	600,000,000.00
	2,189,476,699.03	1,469,019,618.95
	1,000,523,300.97	-249,819,618.95
	630,875,727.08	297,771,738.47
	1,039,642,990.49	741,871,252.02
	1,670,518,717.57	1,039,642,990.49

## 6

	1,163,042,324.05	1,052,459,844.91
	13,984,671.91	141,314,720.65
	1,177,026,995.96	1,193,774,565.56



		10,470,000.00
		409,766,387.00
	20,433.85	421,218,014.00
	4,035,924.21	-364,999,658.22
	2,490,000,000.00	500,000,000.00
	1,371,912,563.00	739,009,312.00
	3,861,912,563.00	1,239,009,312.00
	706,000,000.00	675,700,000.00
	69,340,393.21	132,501,556.76
	839,227,233.55	602,200,000.00
	1,614,567,626.76	1,410,401,556.76
	2,247,344,936.24	-171,392,244.76
	-174,289,636.15	-70,665,726.13
	548,906,663.34	619,572,389.47
	374,617,027.19	548,906,663.34

7

	320,10											
	0,000.											
	00											

---




												520.08	520.08
1												53,850,000.00	53,850,000.00
2													
3													



---

2											
3											
4											



2010 6  
32,010.00

16,005.00

2016 3 18

2015 1271

100

A 10-14

2017 3 26

1.

			(%)	
1			100.00	-
2			80.00	-
3			100.00	-
4			100.00	-
5			100.00	-
6			100.00	-
7			65.00	-
8			51.00	-
9			100.00	-

2.

1

2



12

1

2

1 1 12 31

3

1 1 12 31

4

5

1

●  
●●J  
●●●●●

6

1

,

(@y@F@R@#@)

b

c

A.

B.



2

3

22

4

5

A.

B.

A.

B.

A.

B.

**6**

**7**

8

A.

B.

C.

D.

E.

F.

G.

H.

I.

A

B.

50%

12

9



	300
--	-----

**2**

1	
2	

1	1	5.00%
1	2	10.00%
2	3	20.00%
3		50.00%

**3**


**12****1****2**



20%      20%                  50%

**2**

A.

B.

C.

A.

B.

C.

D.

**3**



2

		35-50	2.77%-1.94%	

2

19

20

21

1

2

	3	

22

1

2

3

4

3

5

**6**



A.

B.

**2**

A

B.

C.

D.

a

b

c

;

,

3

4

A.

B.

C.

25

1

2

26

27

28

1

2

3

29

1

2

30

/

1

A.

B.

A.

B.

2

A.

B.

A.

B.

3



2016 5 1

33

1

2

34

1

		3% 5% 6% 11% 13% 17%
		7% 5%
		20% 25%
		3% 2%
		5%


---

**2**

2015 17 [2015]34  
2015 1 1 2017 12 31 20 20  
50% 20%

**3**

2016 5 1 5%

**1**

4

1

--	--	--

2

--	--

3

--	--	--

4

--	--

5

1






q~!† Ÿ Eedb6D f

8&6)





**2**

0.00

1,141,064.49

--	--	--

**3**

--	--

--	--	--	--	--	--

--	--	--	--	--

7

8

10

1

3

	2,751,648,914.77		2,751,648,914.77	3,987,989,371.65		3,987,989,371.65
	1,603,844,945.72	22,236,531.56	1,581,608,414.16	1,517,910,347.77	26,609,645.03	1,491,300,702.74

	26,609,645 .03	-648,855.58		3,724,257.89		22,236,531.56	
	26,609,645 .03	-648,855.58		3,724,257.89		22,236,531.56	--



3

**11**



**3**


**4**

--	--	--	--	--	--

**5**

--	--



--	--	--	--	--	--	--	--

**2**

**3**

**17**

--	--

**19****1**

1.	67,847,280.21	9,535,062.67	3,390,985.10	



---

--	--	--	--	--	--	--	--	--	--	--	--	--	--

3

--	--	--

21

--	--	--

22

--	--	--

23

1

2

24

25

1

--	--	--	--	--	--

---

1.				915,000.00	915,000.00
2.					
1					

---

1.					
2.				38,333.23	38,333.23

**2**

--	--	--

**26**

28

--	--	--	--	--	--

29

1

	24,225,370.34	6,056,342.59	29,406,663.74	7,351,665.94
	1,531,225.48	382,806.37	1,587,322.24	396,830.56
	2,386,555.00	596,638.75	2,117,001.88	529,250.47
			9,402,935.72	2,350,733.93
	28,143,150.82	7,035,787.71	42,513,923.58	10,628,480.90

2

56,070,991.57

--	--	--	--	--

**4**

	692,924.55	1,025,809.11
	70,858,945.26	20,700,058.44
	71,551,869.81	21,725,867.55

**5**

2016		875,908.98	
2017	919,615.21	919,615.21	
2018	1,266,755.33	1,266,755.33	
2019	2,748,243.36	2,748,243.36	
2020	14,889,535.56	14,889,535.56	
2021	51,034,795.80		
	70,858,945.26	20,700,058.44	--

**30**

--	--





36

1

	3,875,049,972.39	2,207,965,637.18
	2,138,190.57	345,310.98
	3,877,188,162.96	2,208,310,948.16

2

1

	539,600,551.19	
	539,600,551.19	--

3

--	--

37

1

	5,210,461.41	29,288,054.38	28,272,987.55	6,225,528.24
-		2,413,705.77	2,413,705.77	
	5,210,461.41	31,701,760.15	30,686,693.32	6,225,528.24

2

1	2,117,001.88	22,410,458.86	22,140,905.74	2,386,555.00

---

2		2,361,746.82	2,361,746.82	
3		1,305,196.32	1,305,196.32	

164,180,927.66

[2016]22

39

	5,316,399.83	2,674,361.04
	5,316,399.83	2,674,361.04

--	--	--

98.79%

40

--	--	--

1

41

1

	156,206,523.39	404,956,523.39
	55,571,576.91	57,162,083.15
	8,221,541.35	4,905,825.47
	14,308,661.03	13,326,782.73
	234,308,302.68	480,351,214.74

2

1

	156,206,523.39	

---

	156,206,523.39	--
--	----------------	----

51.22%

42

--	--

		400,000,000.00
	2,173,000,000.00	1,530,000,000.00

				(%)	
	2016/08/03	2018/08/02		5.8000	600,000,000.00
	2016/12/01	2018/12/01		5.3000	600,000,000.00
	2016/12/20	2018/12/20		5.3000	600,000,000.00
	2016/06/06	2019/06/05		4.7500	140,000,000.00
	2016/11/30	2020/11/30		5.3200	110,000,000.00
	2016/05/11	2020/05/11		5.4625	73,000,000.00
	2015/11/18	2018/11/17		5.4625	30,000,000.00
	2015/12/18	2018/12/17		5.4625	20,000,000.00
					2,173,000,000.00

1.2016 8

60,000.00

2016

12 31

60,000.00

2.2016 12

60,000.00

60,000.00

2016

12 31

120,000.00

3.

---


---

--	--	--	--	--	--

**50**

--	--	--	--

**51**

--	--	--	--	--	--

						/
--	--	--	--	--	--	---




290,011,242.63			290,011,242.63
182.32			182.32
290,011,424.95			290,011,424.95

--	--	--	--

--	--	--	--



---

	9,299,930.91	6,592,474.72
	4,046,925.37	2,946,244.63
	703,778.07	
	6,898,451.60	
	5,347,368.99	
	106,928,889.00	98,201,949.28

	2,806,101.46	2,259,065.00
	2,177,841.13	2,075,067.39
	2,878,280.68	2,612,963.85
	904,369.37	803,230.82
	1,118,260.61	1,358,113.05
	706,604.95	1,691,454.90
	3,234,243.83	5,123,437.94
	50,101,506.39	55,914,875.72

## 65

	56,823,842.43	90,357,828.90
	8,056,913.00	7,275,117.50
	48,766,929.43	83,082,711.40
	996,599.88	508,336.11
	49,763,529.31	83,591,047.51

40.47%

## 66

	-1,141,064.49	-9,030,535.99
	-648,855.58	11,514,484.09
	-1,789,920.07	2,483,948.10

## 67

--	--	--

68

		-364,341.78
		-372,599.37
		-736,941.15

69

	7,278,475.00		7,278,475.00
	226,802.33	236,373.72	226,802.33
	7,505,277.33	236,373.72	7,505,277.33

--	--	--	--

70

		3,487.86	
		3,487.86	
	50,000.00	40,000.00	50,000.00
	147,520.19	160,214.31	147,520.19
	197,520.19	203,702.17	197,520.19

71

1

	53,800,929.59	35,390,376.26
	3,716,084.93	-1,810,737.36
	57,517,014.52	33,579,638.90

2

	158,046,390.78
/	39,511,597.70
	-1,878.36
	5,344,823.88
	-344.00
	-95,883.65

72

73

1

	34,111,394.83	119,006,866.40
	40,908,978.12	35,244,651.65
	7,278,475.00	
	824,435.72	504,430.81
	83,123,283.67	154,755,948.86

2

	104,201,934.36	34,602,033.53
	46,285,570.24	

**4**

		22,272,000.00
		22,272,000.00

**5**

	500,000,000.00	
		226,150,000.00
	500,000,000.00	226,150,000.00

**6**





		--
--	--	----

4

	1,670,518,717.57	1,039,642,990.49
	126,188.08	181,668.46
	1,669,949,107.49	1,038,593,931.58
	443,422.00	867,390.45
	1,670,518,717.57	1,039,642,990.49

75

76

	54,361,979.10	
	1,203,361,773.06	
	1,257,723,752.16	--

70,000.00

159,885.00

37,950.00

103,103.67

77

1

--	--


2

78


79

1

1



2



2

4


5

6

2

1

8y15d. 10/15/16



4

5

6

1

1

				100.00%		
				80.00%		
				100.00%		
				100.00%		



				96				0
		-18,065,685.6 8	-18,065,685.6 8	1,081,067,35 6.26		-5,590,653.01	-5,590,653.01	-466,455,445. 14
		-2,270,324.69	-2,270,324.69	-1,919,798.55		-2,120,187.89	-2,120,187.89	

**3**

	/	/

**4**

	/	/
	--	--
	--	--
	--	--



6



1

---

	--	--	--	--
	--	--	--	--

3

--	--

4


5

1

/

--	--	--	--	--	--

/

--	--	--	--

2

/

/

/

/	
---	--

**3**

--	--	--	--

---

6

--	--	--	--

7

	4,529,800.00	4,051,500.00

8

				2016 4-12
		58,685,000.00	-	46,939,850.00
		3,407,000.00	-	328,800.00

6

1

		96,798,050.00		

2



2

1

2016 12

31 369,732.19  
2016 12 31

2

3

1

--	--	--	--

2

	32,010,000.00
	32,010,000.00

3

4

1. 2017 2 15

1,000

**1**


**1**

--	--	--	--

**2**

--	--	--





**3**

2







**6**

--	--	--	--	--

**7****8****3**

	587,015,089.64		587,015,089.64	587,015,089.64		587,015,089.64
	587,015,089.64		587,015,089.64	587,015,089.64		587,015,089.64

---

	2,000,000.00			2,000,000.00		

**6**

**1**



3

4



