

**2017**

**2017024**

**2017 08**

)

(

<b>2017</b>	.....	<b>2</b>
	.....	<b>4</b>
	.....	<b>5</b>
	.....	<b>8</b>
	.....	<b>18</b>
	.....	<b>24</b>
	.....	<b>4...</b>



			002208
	Hefei Urban Construction Development Co., Ltd		
	HUCD		

	100	
	A 11	
	0551-62661906	
	0551-62661906	
	hucdtf@sina.com	

1

2016

2

2016

5

	1,097,148,705.15	1,163,908,449.70	



1

2

1

AAA

200

10

2

3

2017 6 30  
5%

135

67.5% 2017

200

10

/

27

4

4

8

2017

6 18



---

,2017	4	5	70						
2	2017		66.17		6,661	2	3	4	6
			7,800 /				6,100 /		
3			2017						
		2017	1-6	7,831	837,499				
5,608 /				2016	4,532			40%	
		2016			2017				
								2017	
					15,000 /				
20,000 /				12,000 /					

2017

	102,086,655.72	10,937,812.02	833.34%	
	8,165,730.96	27,234,160.14	-70.02%	
	-873,158,065.79	-425,160,650.77	-105.37%	
	744,965.43	3,589,003.58	-79.24%	
	763,805,759.89	521,340,002.14	46.51%	
	-108,607,340.47	99,768,354.95	-208.86%	



	1,096,755,654.92	836,660,448.32	23.71%	-5.73%	-11.02%	4.53%
	1,096,755,654.92	836,660,448.32	23.71%	-5.73%	-11.02%	4.53%
	1,096,755,654.92	836,660,448.32	23.71%	-5.73%	-11.02%	4.53%

1

30%

资产负债表项目	2017年6月30日	2016年12月31日	增减	变动原因	
主要系末期预付土地出让金转存货所致		存货	6,087,031,684.87	4,333,257,328.93	40.45%
短期借款	-	150,000,000.00	-100.00%	主要系本期归还短期借款所致	
应付利息	23,195,881.95	5,316,399.83	336.31%	主要系本期应付融资性借款利息增加所致	
应付股利	32,010,000.00	-	100.00%	主要系本期应付普通股股东股利	
其他应付款	775,787,271.43	234,308,302.68	231.10%	主要系本期新增兴泰控股公司借款所致	

14%	主要系本期融资借款利息费用化金额较上年同期有所增加所致	财务费用	102,086,655.72	10,937,812.02	833.3%
	主要系上年同期收回保证金转回坏账准备所致				

61.36%	主要系本期财务费用大幅增加所致	利润总额	36,536,974.08	94,563,181.29	
70.02%	主要系本期利润减少，对应计提的企业所得税费用	所得税费用	3,165,739.96	27,224,169.14	



3

4

5

6

7

8

1

2

10%

			100,000,000.00	767,212,567.87	412,286,220.39	91,478,595.73	23,649,377.43	17,662,606.98
			60,000,000.00	161,107,504.12	127,073,800.14	105,799,501.83	30,045,665.89	22,521,900.50
			60,000,000.00	554,906,057.07	106,996,216.89	767,662,414.57	109,487,447.15	86,079,887.01

1						10,000	100%
						2017 6 30	
76,721.26	41,228.62	2017 1 6		9,147.86		1,766.26	
2						6,000	100%
						2017 6 30	
						16,110.75	12,707.38
	2017 1 6	10,579.95		2,252.19			
3						6,000	100%
						2017 6 30	
	2017 1 6	76,766.24		8,607.99		55,490.61	10,699.62

2017 



**1**

2016		59.21%	2017 05 26	2017 05 27	www.cninfo.com.cn

**2**

---


**1**

**2**

---

--	--	--

**1**

**1**

**2**

**3**

**2**

**1**

[Redacted]									
[Redacted]	[Redacted]	[Redacted]	[Redacted]	[Redacted]	[Redacted]	[Redacted]	[Redacted]	[Redacted]	[Redacted]



|

|





---

--	--	--	--	--	--	--

233,667

26,493

		0.31%	981,400			981,400		
		0.30%	950,000			950,000		
		0.26%	838,700			838,700		
		0.24%	767,000			767,000		
1		0.24%	760,000			760,000		
		0.19%	600,000			600,000		

10			
10			
10			
10			
4	760,000	0	760,000

10

10

10

10



2016

2016



1

2017 06 30

	1,627,987,649.24	1,724,880,696.67
	2,782,524,369.79	3,237,570,898.36
	114,574,486.72	110,909,729.30



---

	509,151,207.71	700,550,418.80
	4,467,761,934.60	3,877,188,162.96
	6,532,637.44	6,225,528.24
	158,354,853.88	171,222,739.01
	23,195,881.95	5,316,399.83
	32,010,000.00	
	775,787,271.43	234,308,302.68

---

	290,011,424.95	290,011,424.95

1

4

6



	1,000,000,000.00	700,000,000.00
	3,657,243,910.45	2,352,122,247.36
	2,140,000,000.00	1,940,000,000.00
	2,140,000,000.00	1,940,000,000.00
	5,797,243,910.45	4,292,122,247.36
	320,100,000.00	320,100,000.00
	293,932,904.63	293,932,904.63
	278,566,464.09	

---

	1,097,148,705.15	1,163,908,449.70
---	------------------	------------------

---

	30,824,158.46	70,103,742.43
	-2,452,915.34	-2,774,721.28

4

	70,902,730.90	795,337,574.37
	47,091,776.75	639,166,431.99
	7,146,839.47	46,674,282.60
	10,630,204.43	9,363,125.59
	19,742,710.81	18,935,041.95
	103,188,306.03	12,330,371.64
	83,334.92	-338,791.93
	-116,980,441.51	69,207,112.53
	17,699.01	6,473.00
	1,864.00	69,397.00
	-116,964,606.50	69,144,188.53
	-29,241,151.63	17,395,448.63

1.		
2.		
3.		
4.		
5.		
6.		
	-87,723,454.87	51,748,739.90
	-0.2741	0.1617
	-0.2741	0.1617


**5**



	800,000,000.00	770,000,000.00
	800,000,000.00	
	1,600,000,000.00	770,000,000.00
	457,500,000.00	116,000,000.00
	98,694,240.11	62,659,997.86
	280,000,000.00	70,000,000.00
	836,194,240.11	248,659,997.86
	763,805,759.89	521,340,002.14
	-108,607,340.47	99,768,354.95
	1,670,518,717.57	1,039,642,990.49
	1,561,911,377.10	1,139,411,345.44

## 6

	194,689,823.31	335,169,612.11
	5,517,914.40	21,442,044.05
	200,207,737.71	356,611,656.16
	1,877,221,600.28	1,595,937,688.99
	14,564,276.41	13,136,468.05
	45,843,731.82	80,420,876.89
	18,854,023.71	11,680,410.60
	1,956,483,632.22	1,701,175,444.53
	-1,756,275,894.51	-1,344,563,788.37





3



	00				,424.95				,334.53		,140.52	271.62	62
									12,980,				129.56

---

	320,100,000.00			290,011,424.95				278,566,464.09		753,786,378.44	91,292,280.40	1,733,756,547.88
--	----------------	--	--	----------------	--	--	--	----------------	--	----------------	---------------	------------------

**8**

	[Redacted]											
	[Redacted]	[Redacted]	[Redacted]	[Redacted]	[Redacted]	[Redacted]	[Redacted]	[Redacted]	[Redacted]	[Redacted]	[Redacted]	[Redacted]

---

										000.00	00.00
3											
1											
2											



2008 1 2,670.00 8,000.00  
 10,670.00 002208  
 2008 5 5,335.00  
 16,005.00  
 2010 6 16,005.00  
 32,010.00  
 2016 3 18  
 2015 1271  
 100 A 10-14

2017 8 21

			(%)	
1			100.00	-
2			80.00	-
3			100.00	-
4			100.00	-
5			100.00	-
6			100.00	-
7			65.00	-
8			51.00	-
9			100.00	-

2

12

1

2

1 1 12 31

3

4

5

1

2

**6**

**1**

,

A.

B.

C.

7

1

2

8

9

1

2



2

3

22

4



8

A.

B.

C.

D.

E.

F.

G.

H.

I.

A

B.

50%

12

57

9

11

1

	300	300



A

20%

Ä1



**2**

		35-50	2.77%-1.94%	3%
		8	12.13%	3%
		5	19.40%	3%

**3**

19

20

21

1

2

	3	

22

1

2

3

23


24

1

A.

B.

3

4

A.

B.

C.

25

1

2

26

27

A.

B.

A.

B.

**2**

A.

B.

A.

B.

**3**

A.

2017 1 1		
2017 1 1		
16		

2

34

2016 12 3

[2016]22

2016 5 1

1

		3% 5% 6% 11% 17%
		7% 5%
		20% 25%
		3% 2%


**2**

2015 17 [2015]34  
2015 1 1 2017 12 31 20 20  
50% 20%

**3**

2016 5 1 5%

**1**



---

--	--	--

**2**

--	--

**3**

--	--	--

**4**

--	--

**5**

**1**


--	--	--

3

--	--

--	--	--	--	--	--

4

5

6

6


1

1	1,405,087,961.00	50.50%	3,217,524,489.57	99.38%
1 2	1,357,533,929.38	48.79%	143,929.38	0.01%
3	19,902,479.41	0.71%	19,902,479.41	0.61%
	2,782,524,369.79			



9

1



**2**

268,502.47

0.00

--	--	--

**3**

--	--

--	--	--	--	--	--

**4**

	112,542,500.82	108,194,795.82
	3,912,206.02	3,346,335.13
	1,070,045.68	2,050,361.68
	117,524,752.52	113,591,492.63

--	--	--	--	--

7

8

10

1

3

	5,255,147,212.91		5,255,147,212.91	2,751,648,914.77		2,751,648,914.77
	854,121,003.52	22,236,531.56	831,884,471.96	1,603,844,945.72	22,236,531.56	1,581,608,414.16
	6,109,268,216.43	22,236,531.56	6,087,031,684.87	4,355,493,860.49	22,236,531.56	4,333,257,328.93

--	--	--	--	--

[Redacted]

[Redacted]

---

	22,236,531.56					22,236,531.56	
	22,236,531.56					22,236,531.56	--

--	--	--	--	--	--	--	--

**11**

--	--	--	--	--

**12**

--	--	--	--	--

3


4

--	--	--	--	--	--

5

--	--	--	--	--	--	--

15

1


2

--	--	--	--	--

3

16

1


2

3

17


18

1

2

3

--	--	--	--	--	--	--	--

**3**

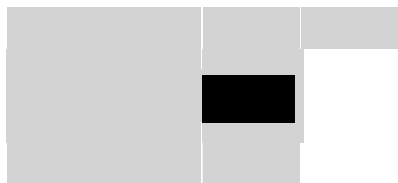


---

3.				
1				
4.				

--	--	--	--	--	--	--

2



25

1

1.				915,000.00	915,000.00
2.				157,350.42	157,350.42
1				157,350.42	157,350.42
2					
3					
3.					
1					
4.				1,072,350.42	1,072,350.42
1.				915,000.00	915,000.00
2.				13,112.55	13,112.55
1				13,112.55	13,112.55
3.					
1					
4.				928,112.55	928,112.55
1.					
2.					
1					

---

3.					
1					

--	--	--	--	--

		36,287,987.67		7,035,787.71
		14,046,473.56		14,017,747.89

4

		638,097.80	692,924.55
		65,594,748.54	70,858,945.26
		66,232,846.34	71,551,869.81

5

2017		919,615.21	
2018	1,266,755.33	1,266,755.33	
	2,748,243.36	2,748,243.36	

		150,000,000.00
--	--	----------------

**2**

--	--	--	--	--

**32**

--	--	--

**33**

**34**

--	--	--

**35**

**1**

	509,151,207.71	700,550,418.80

36

1

3		376,939.43	376,939.43	
		327,245.79	327,245.79	
		17,418.32	17,418.32	
		32,275.32	32,275.32	
4		1,011,794.00	1,011,794.00	
5	3,838,973.24	651,886.39	568,509.19	

**39**

	23,195,881.95	5,316,399.83
	23,195,881.95	5,316,399.83

--	--	--

336.31%

**40**

	32,010,000.00	

1

**41****1**

	156,206,523.39	
	156,206,523.39	--

231.10%

42

--	--	--

43

	616,500,000.00	15,000,000.00
		300,000,000.00
	400,000,000.00	400,000,000.00
	1,016,500,000.00	715,000,000.00

---

	2,364,000,000.00	2,173,000,000.00
--	------------------	------------------



**51**



	290,011,242.63			290,011,242.63
	182.32			182.32
	290,011,424.95			290,011,424.95

**56**

--	--	--	--	--

**57**


**60**

	753,786,378.44	674,012,140.52
	753,786,378.44	674,012,140.52
	30,824,158.46	108,759,367.48
		6,490,064.78
		6,490,064.78
	32,010,000.00	16,005,000.00
	752,600,536.90	753,786,378.44

- 1)
- 2)
- 3)
- 4)
- 5)

**61**

	1,096,755,654.92	836,660,448.32	1,163,386,542.95	940,236,291.06
	393,050.23			

---

	26,126,363.92	5,998,721.28
	1,099,888.72	1,204,880.31
	1,039,668.62	
	32,195.20	
	71,840,836.50	

65

	107,041,758.73	14,074,087.11
	5,278,149.75	3,744,953.58
	101,763,608.98	10,329,133.53
	323,046.74	608,678.49
	102,086,655.72	10,937,812.02

833.34%

66

	268,502.47	-1,639,165.66
	268,502.47	-1,639,165.66

67

--	--	--

68

--	--	--

69

--	--	--

---

	300,000.00	
--	------------	--



---

	1,973,576.45	4,781,297.48
	68,131,238.65	41,719,727.50

**3**

	5,278,149.75	3,744,953.58



3

	--
	--
	--

4

	1,561,911,377.10	1,670,518,717.57
	179,415.27	126,188.08
	1,554,063,986.45	1,669,949,107.49
	7,667,975.38	443,422.00
	1,561,911,377.10	1,670,518,717.57

76

77

	66,076,272.14	
	1,203,361,773.06	
	1,269,438,045.20	--

78

1

---

--	--	--	--

2

79

80

1

1

--	--	--	--	--	--	--	--	--

2

--	--	--	--	--	--	--	--	--

Ä

4

5

6

2

1

--	--	--	--	--

4

5

6

1

1

				100.00%		
				80.00%		
				100.00%		
				100.00%		
				100.00%		
				100.00%		
				65.00%		
				51.00%		
				100.00%		



				01				2
		-2,656,034.37	-2,656,034.37	71,071,602.26		-6,190,709.46	-6,190,709.46	409,889,892.69
		-2,094,743.86	-2,094,743.86	-3,972,869.52		-374,846.26	-374,846.26	-1,103,499.80

4

5

2

1

2

--	--

3

1


20%

20%

2

	/	/







3

--	--

4


5

1

/

--	--	--	--	--	--

/

--	--	--	--

2

/

/

/

/	/	/	/	/	/	/
---	---	---	---	---	---	---

/

/

/	/	/	/	/	/	/
---	---	---	---	---	---	---

/

3

--	--	--	--

--	--	--	--

4

--	--	--	--	--

	600,000,000.00	2016 12 01	2018 12 01	
	600,000,000.00	2016 12 20	2018 12 20	

5

	800,000,000.00	2017 01 06	2018 01 05	2017 1-6 2.8 2017 6 30 5.2

6

--	--	--	--

---

7

--	--	--

8

		4,474,650.00	31,149,900.00
		2,693,600.00	3,407,000.00

6

1

3

4

5

1

2016 5 12

271,478.00  
135,739.00

2017 6 30

121,468.90  
135,739.00

2017 6 30

2

1

30

367,278.86  
2017 6 30

2017 6

2

3

1

--	--	--	--

--	--	--	--

2

	0.00
	0.00

3

4

1

1

--	--	--	--

2

--	--	--

2

3

1

2

4

5



1

1


2

--	--	--

3

--	--

--	--	--	--	--	--

4

5

6

2

|

|

5



	587,015,089.64		587,015,089.64	587,015,089.64		587,015,089.64
	587,015,089.64		587,015,089.64	587,015,089.64		587,015,089.64

## 1

	180,000,000.00			180,000,000.00		
	67,958,300.00			67,958,300.00		
	60,000,000.00			60,000,000.00		
	67,000,000.00			67,000,000.00		
	60,000,000.00			60,000,000.00		
	12,000,000.00			12,000,000.00		
	100,000,000.00			100,000,000.00		
	38,056,789.64			38,056,789.64		
	2,000,000.00			2,000,000.00		
	587,015,089.64			587,015,089.64		

## 2


**3****4**

	70,518,149.90	46,773,838.29	795,075,074.37	639,166,431.99
	384,581.00	317,938.46	262,500.00	
	70,902,730.90	47,091,776.75	795,337,574.37	639,166,431.99

**5**

--	--	--

**6****1**

--	--



